



Location: ACL1 - City Hall

Report on 24-hour TSP monitoring

Action Level ($\mu\text{g}/\text{m}^3$) - 163

Limit Level ($\mu\text{g}/\text{m}^3$) - 260

Date	Sampling Time	Weather Condition	Filter paper no.	Filter Weight, g		Elapse Time, hr		Sampling Time, hr	Flow Rate, m^3/min			Total Volume, m^3	TSP Level, $\mu\text{g}/\text{m}^3$
				Initial	Final	Initial	Final		Initial, Q_{si}	Final, Q_{sf}	Average		
4-May-16	8:00	Fine	015337	2.8250	2.8830	189.25	213.25	24.00	1.18	1.18	1.18	1700	34.1
10-May-16	8:00	Cloudy	015541	2.8193	2.9143	216.25	240.25	24.00	1.18	1.18	1.18	1699	55.9
16-May-16	8:00	Cloudy	015386	2.8473	2.9589	243.25	267.25	24.00	1.18	1.19	1.19	1707	65.4
20-May-16	8:00	Cloudy	015458	2.8433	2.9322	270.25	294.25	24.00	1.14	1.14	1.14	1640	54.2
26-May-16	8:00	Cloudy	015801	2.8307	2.9101	297.25	321.25	24.00	1.14	1.13	1.13	1634	48.6

Report on 1-hour TSP monitoring

Action Level ($\mu\text{g}/\text{m}^3$) - 460

Limit Level ($\mu\text{g}/\text{m}^3$) - 500

Date	Sampling Time	Weather Condition	Filter paper no.	Filter Weight, g		Elapse Time, hr		Sampling Time, hr	Flow Rate, m^3/min			Total Volume, m^3	TSP Level, $\mu\text{g}/\text{m}^3$
				Initial	Final	Initial	Final		Initial, Q_{si}	Final, Q_{sf}	Average		
5-May-16	8:30	Fine	015194	2.8407	2.8440	213.25	214.25	1.00	1.18	1.18	1.18	71	46.7
5-May-16	9:40	Fine	015191	2.8321	2.8357	214.25	215.25	1.00	1.18	1.18	1.18	71	50.9
5-May-16	10:45	Fine	015196	2.8383	2.8406	215.25	216.25	1.00	1.18	1.18	1.18	71	32.5
11-May-16	8:15	Fine	015334	2.8278	2.8315	240.25	241.25	1.00	1.18	1.18	1.18	71	52.2
11-May-16	9:17	Fine	015374	2.8253	2.8287	241.25	242.25	1.00	1.18	1.18	1.18	71	48.0
11-May-16	10:19	Fine	015389	2.8379	2.8445	242.25	243.25	1.00	1.18	1.18	1.18	71	93.1
17-May-16	8:15	Cloudy	015402	2.8479	2.8530	267.25	268.25	1.00	1.19	1.19	1.19	71	71.6
17-May-16	9:18	Cloudy	015399	2.8498	2.8527	268.25	269.25	1.00	1.19	1.19	1.19	71	40.7
17-May-16	10:22	Cloudy	015396	2.8367	2.8399	269.25	270.25	1.00	1.08	1.08	1.08	65	49.6
21-May-16	8:15	Rainy	015475	2.8613	2.8624	294.25	295.25	1.00	1.14	1.14	1.14	68	16.1
21-May-16	9:17	Rainy	015472	2.8517	2.8544	295.25	296.25	1.00	1.14	1.14	1.14	68	39.6
21-May-16	10:19	Rainy	015804	2.8366	2.8383	296.25	297.25	1.00	1.14	1.14	1.14	68	24.9
27-May-16	8:15	Rainy	015798	2.8122	2.8137	321.25	322.25	1.00	1.13	1.13	1.13	68	22.0
27-May-16	9:17	Rainy	015882	2.8844	2.8857	322.25	323.25	1.00	1.13	1.13	1.13	68	19.1
27-May-16	10:19	Rainy	015891	2.8987	2.8997	323.25	324.25	1.00	1.13	1.13	1.13	68	14.7



Location: ACL2a - Contractor HK/2012/08 Site office

Report on 24-hour TSP monitoring

Action Level ($\mu\text{g}/\text{m}^3$) - 187.3

Limit Level ($\mu\text{g}/\text{m}^3$) - 260

Date	Sampling Time	Weather Condition	Filter paper no.	Filter Weight, g		Elapse Time, hr		Sampling Time, hr	Flow Rate, m^3/min			Total Volume, m^3	TSP Level, $\mu\text{g}/\text{m}^3$
				Initial	Final	Initial	Final		Initial, Q_{si}	Final, Q_{sf}	Average		
4-May-16	8:00	Fine	015352	2.8625	2.9409	5358.79	5382.79	24.00	1.12	1.12	1.12	1608	48.7
11-May-16	15:56	Fine	015644	2.7918	2.9249	5403.22	5427.22	24.00	1.01	1.01	1.01	1459	91.2
16-May-16	8:00	Cloudy	015639	2.8083	2.9217	5427.22	5451.22	24.00	1.07	1.07	1.07	1539	73.7
20-May-16	8:00	Cloudy	015487	2.8560	2.9513	5454.22	5478.22	24.00	1.08	1.07	1.07	1547	61.6
26-May-16	8:00	Cloudy	015713	2.8606	2.9581	5481.23	5505.23	24.00	1.07	1.07	1.07	1543	63.2

Remarks: Due to interruption of electricity, the 24hr TSP monitoring was rescheduled from 10 May 2016 to 11 May 2016.

Report on 1-hour TSP monitoring

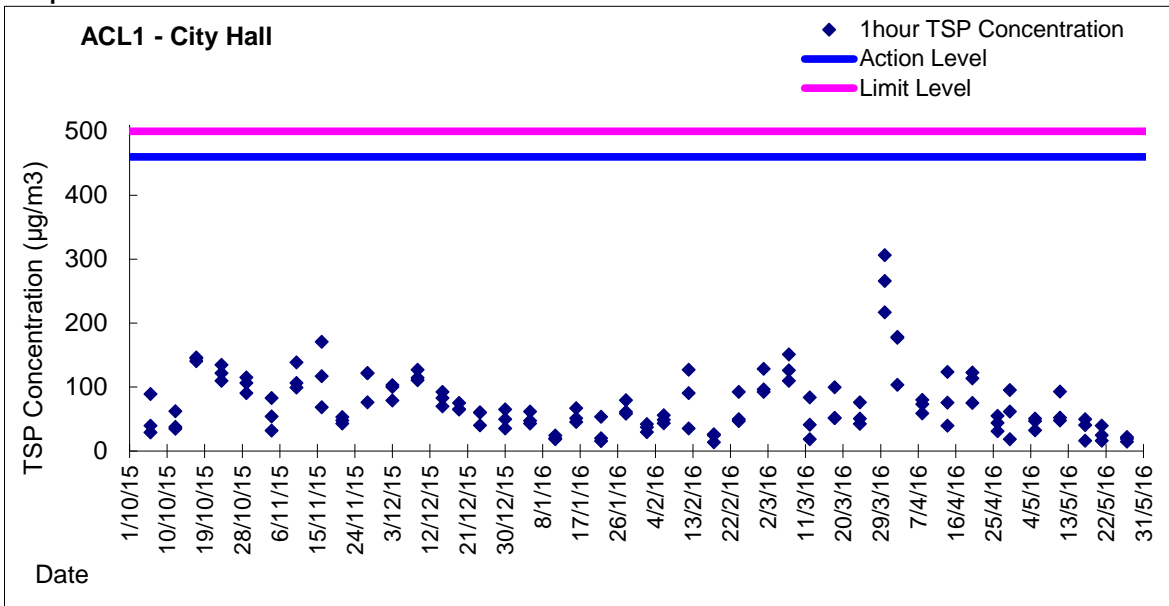
Action Level ($\mu\text{g}/\text{m}^3$) - 300.1

Limit Level ($\mu\text{g}/\text{m}^3$) - 500

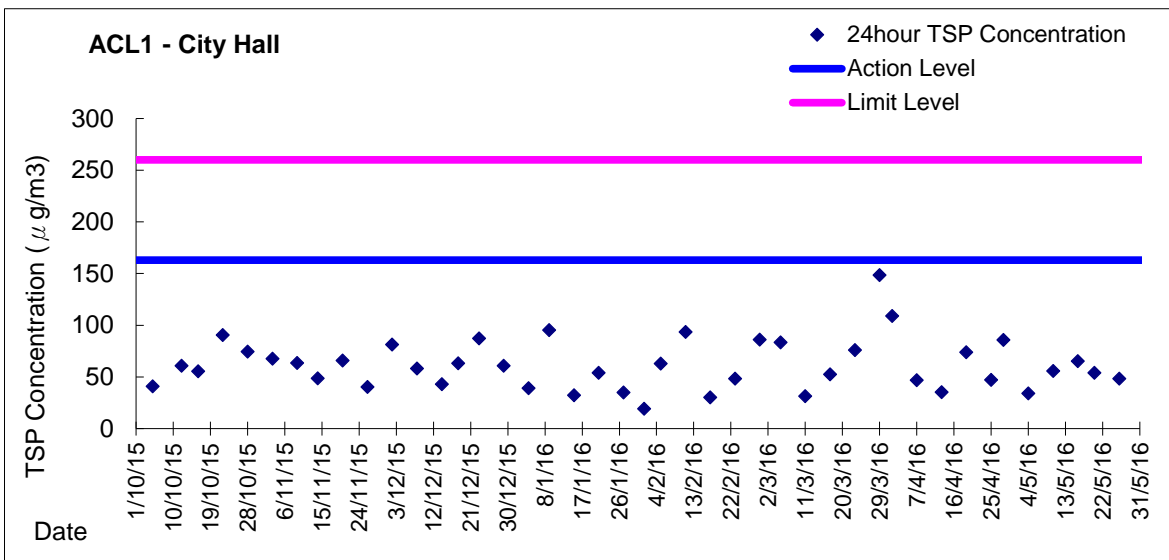
Date	Sampling Time	Weather Condition	Filter paper no.	Filter Weight, g		Elapse Time, hr		Sampling Time, hr	Flow Rate, m^3/min			Total Volume, m^3	TSP Level, $\mu\text{g}/\text{m}^3$
				Initial	Final	Initial	Final		Initial, Q_{si}	Final, Q_{sf}	Average		
5-May-16	8:10	Fine	015579	2.8344	2.8372	5382.79	5383.79	1.00	1.01	1.01	1.01	61	46.2
5-May-16	9:45	Fine	015361	2.8323	2.8368	5383.79	5384.79	1.00	1.12	1.12	1.12	67	67.2
5-May-16	13:00	Fine	015575	2.8304	2.8322	5384.79	5385.79	1.00	1.12	1.12	1.12	67	26.9
11-May-16	8:41	Fine	015654	2.8220	2.8295	5400.22	5401.22	1.00	1.01	1.01	1.01	61	123.5
11-May-16	13:00	Fine	015394	2.8400	2.8464	5401.22	5402.22	1.00	1.01	1.01	1.01	61	105.4
11-May-16	14:00	Fine	015508	2.8683	2.8748	5402.22	5403.22	1.00	1.06	1.06	1.06	64	101.7
17-May-16	8:11	Cloudy	015638	2.8154	2.8186	5451.22	5452.22	1.00	1.02	1.04	1.03	62	51.8
17-May-16	9:40	Cloudy	015566	2.8523	2.8582	5452.22	5453.22	1.00	1.07	1.07	1.07	64	91.9
17-May-16	13:00	Cloudy	015562	2.8444	2.8495	5453.22	5454.22	1.00	1.07	1.07	1.07	64	79.5
21-May-16	8:13	Rainy	015468	2.8514	2.8531	5478.22	5479.22	1.00	1.07	1.07	1.07	64	26.4
21-May-16	9:30	Rainy	015465	2.8757	2.8771	5479.22	5480.22	1.00	1.07	1.07	1.07	64	21.8
21-May-16	13:00	Rainy	015461	2.8355	2.8380	5480.22	5481.22	1.00	1.07	1.07	1.07	64	38.9
27-May-16	8:11	Rainy	015797	2.7831	2.7862	5505.23	5506.23	1.00	1.07	1.07	1.07	64	48.3
27-May-16	9:37	Rainy	015878	2.8895	2.8921	5506.23	5507.23	1.00	1.07	1.07	1.07	64	40.5
27-May-16	10:41	Rainy	015874	2.8899	2.8932	5507.23	5508.23	1.00	1.07	1.07	1.07	64	51.4



Graphic Presentation of 1 hour TSP Result

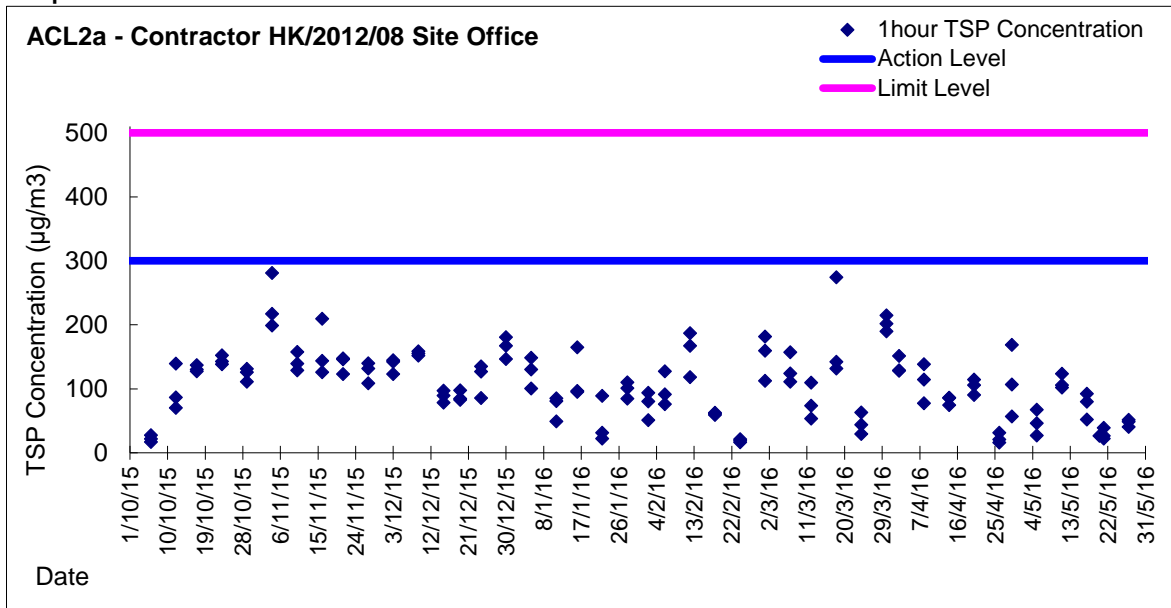


Graphic Presentation of 24 hour TSP Result





Graphic Presentation of 1 hour TSP Result



Graphic Presentation of 24 hour TSP Result

